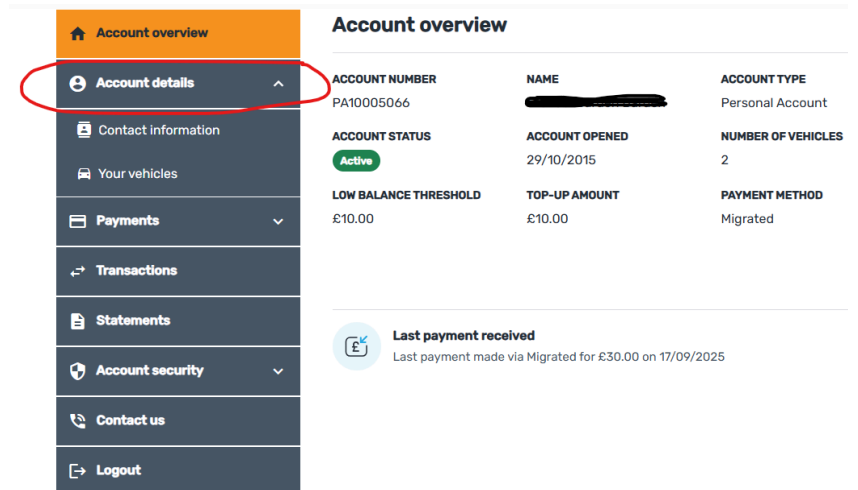


How to add a vehicle(s) to your Humber Bridge Account

To add a vehicle to your account, first you will need to log into your account online. Once you have logged in, please follow the steps below:

Step 1

Click on **Account details** (circled in red)



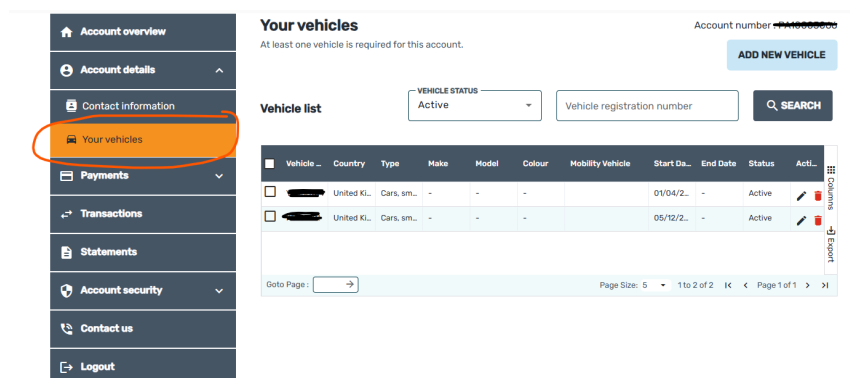
The screenshot shows the 'Account overview' page. On the left is a navigation menu with 'Account details' circled in red. The main content area displays account information:

| ACCOUNT NUMBER | NAME | ACCOUNT TYPE |
|-----------------------|----------------|--------------------|
| PA10005066 | [REDACTED] | Personal Account |
| ACCOUNT STATUS | ACCOUNT OPENED | NUMBER OF VEHICLES |
| Active | 29/10/2015 | 2 |
| LOW BALANCE THRESHOLD | TOP-UP AMOUNT | PAYMENT METHOD |
| £10.00 | £10.00 | Migrated |

Below this is a section for 'Last payment received' with a sub-header and a note: 'Last payment made via Migrated for £30.00 on 17/09/2025'.

Step 2

Click on **Your Vehicles** (circled in red)

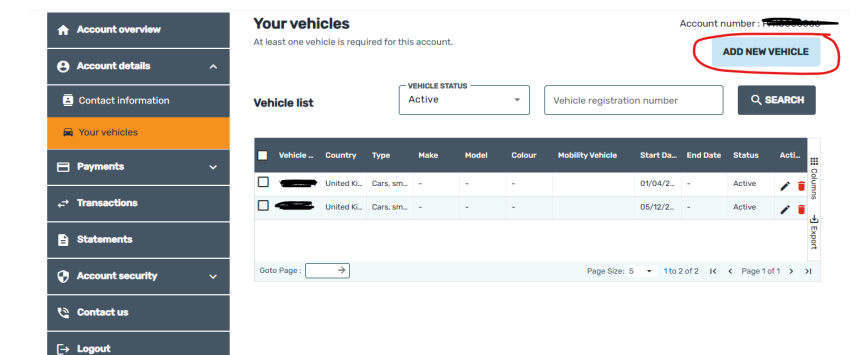


The screenshot shows the 'Your vehicles' page. The 'Your vehicles' menu item in the left sidebar is circled in red. The main content area shows a table of vehicles and an 'ADD NEW VEHICLE' button.

| Vehicle | Country | Type | Make | Model | Colour | Mobility Vehicle | Start Da... | End Date | Status | Act... |
|------------|--------------|-------------|------|-------|--------|------------------|-------------|----------|--------|------------|
| [REDACTED] | United Kl... | Cars, sm... | - | - | - | - | 01/04/2... | - | Active | [REDACTED] |
| [REDACTED] | United Kl... | Cars, sm... | - | - | - | - | 05/12/2... | - | Active | [REDACTED] |

Step 3

Click on **ADD NEW VEHICLE** (circled in red)



The screenshot shows the 'Your vehicles' page. The 'ADD NEW VEHICLE' button in the top right corner is circled in red. The rest of the page content is identical to the previous screenshot.

How to add a vehicle(s) to your Humber Bridge Account

Step 4

Add your vehicle details (use the search function to find your vehicle)

Once entered press **SAVE** and your vehicle is now added to your account.

Add new vehicle

Account number: [REDACTED]

Enter your vehicle details here. If your vehicle is registered outside of the UK you will need to enter them. To apply for the **mobility disabled concession** please ensure you click on the Toll concession before proceeding.

COUNTRY*
United Kingdom

Vehicle registration number*

SEARCH

Vehicle type *

Vehicle make

Vehicle model

Vehicle colour

START DATE 09-12-2025

Temporary/Hire vehicle

Toll concession - Mobility disabled

BACK SAVE