

Adding a concessions vehicle to your account

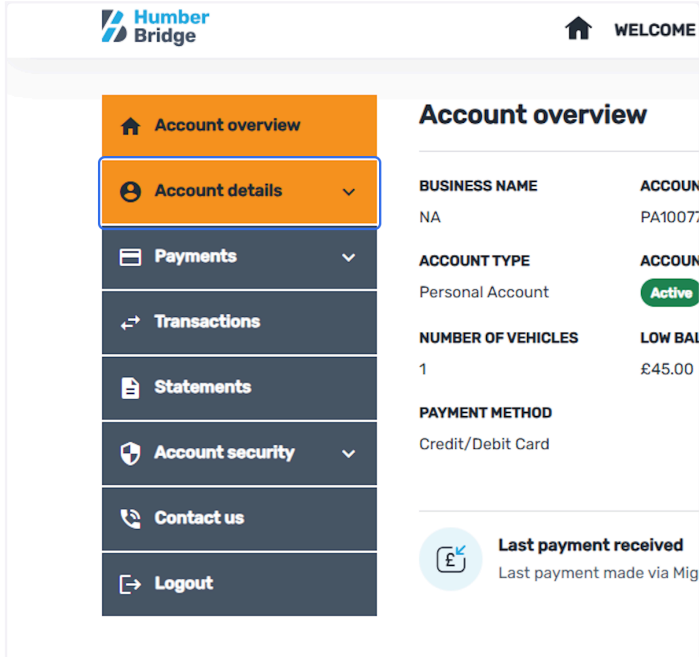
[Humber Bridge Toll Website - Sign In](#)

Before applying, please ensure you have the following:

- Documents in a digital format to be able to upload them to support your application for the concession
- Your account has a balance of at least £10, for the registration of your concessions

Please maintain a balance of over £10 so your application is not delayed. Crossings that are made before your application has been approved will be deducted from your account at the standard toll account rate.

1. You will need to have an active 'Personal Account' first.
2. Click on Account details



Humber Bridge WELCOME

Account overview

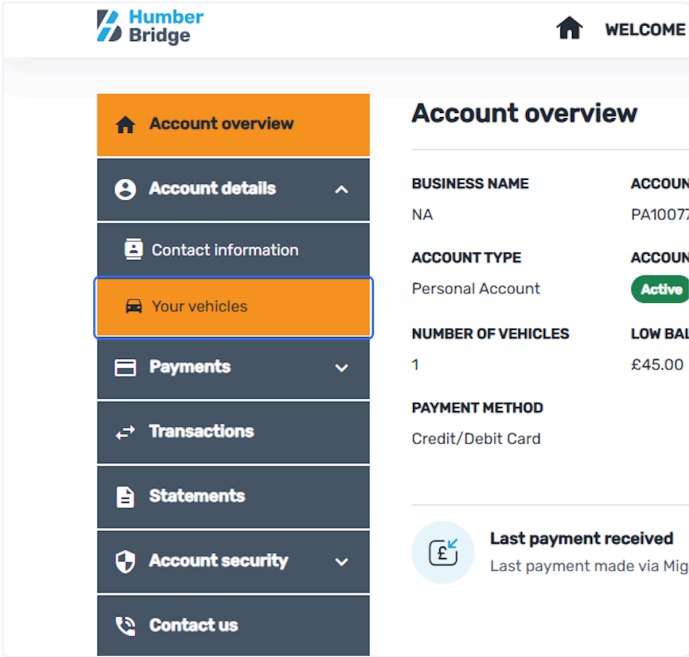
- Account overview
- Account details**
- Payments
- Transactions
- Statements
- Account security
- Contact us
- Logout

BUSINESS NAME	ACCOUNT
NA	PA1007
ACCOUNT TYPE	ACCOUNT
Personal Account	Active
NUMBER OF VEHICLES	LOW BAL
1	£45.00
PAYMENT METHOD	
Credit/Debit Card	

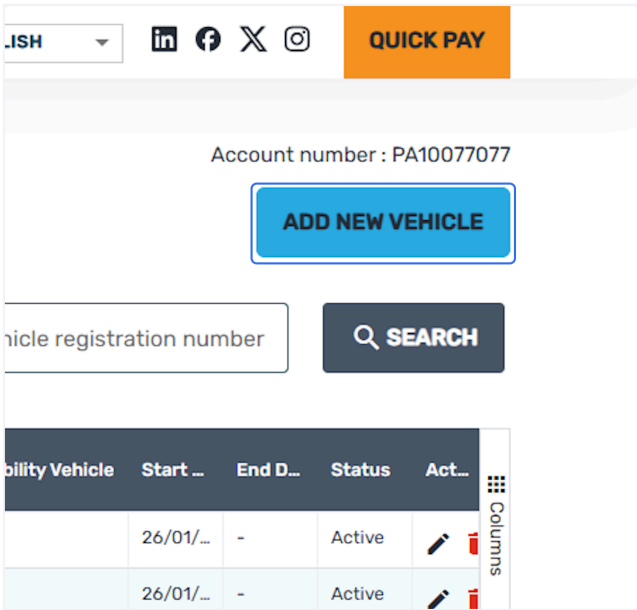
Last payment received
Last payment made via Mig

Adding a concessions vehicle to your account

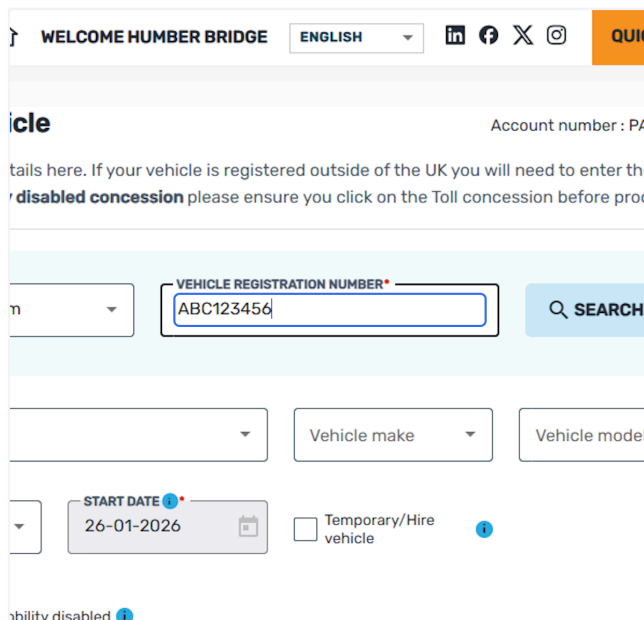
3. Click on Your vehicles



4. Click on ADD NEW VEHICLE



5. Add your vehicle registration number



WELCOME HUMBER BRIDGE ENGLISH [social icons] QUICK

Account number : PA

etails here. If your vehicle is registered outside of the UK you will need to enter the
disabled concession please ensure you click on the Toll concession before proc

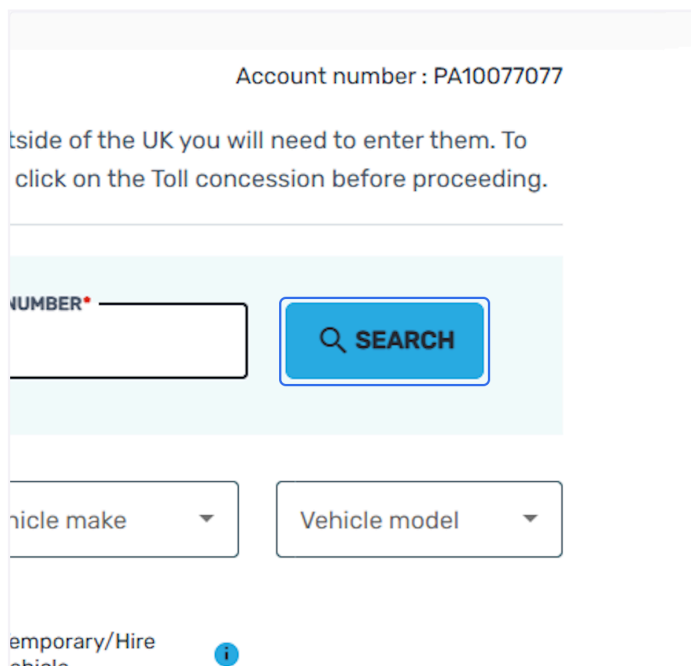
VEHICLE REGISTRATION NUMBER*
ABC123456 [SEARCH]

Vehicle make Vehicle model

START DATE 26-01-2026 [calendar icon] Temporary/Hire vehicle [info icon]

ability disabled [info icon]

6. Click on Search



Account number : PA10077077

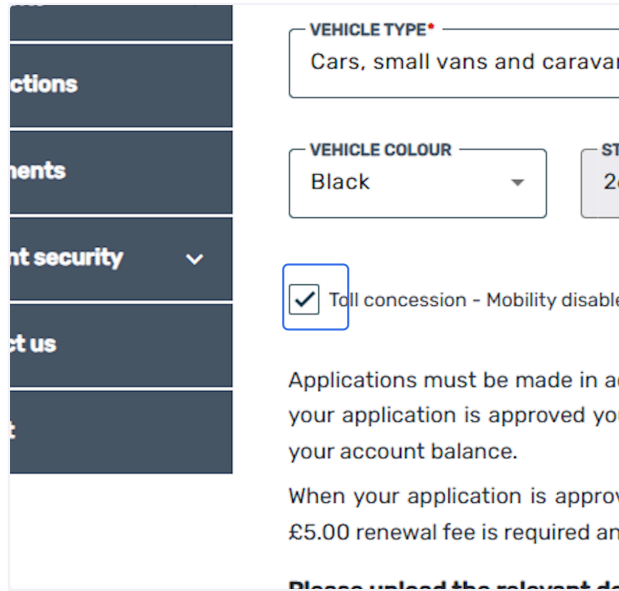
tside of the UK you will need to enter them. To
click on the Toll concession before proceeding.

NUMBER* [SEARCH]

Vehicle make Vehicle model

emporary/Hire vehicle [info icon]

7. Tick Toll Concession

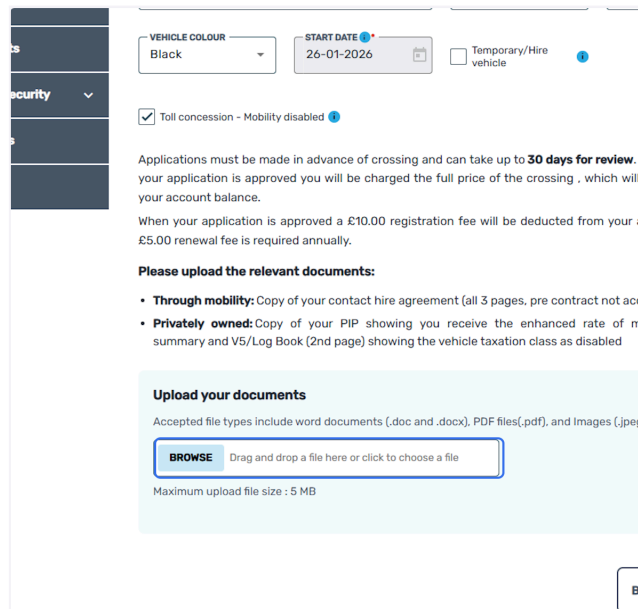


The screenshot shows a sidebar on the left with menu items: 'Concessions', 'Documents', 'Account security', and 'Contact us'. The main form area contains the following fields:

- VEHICLE TYPE***: A dropdown menu with the selected option 'Cars, small vans and caravans'.
- VEHICLE COLOUR**: A dropdown menu with the selected option 'Black'.
- START DATE**: A date field with the value '26-01-2026'.
- Temporary/Hire vehicle**: An unchecked checkbox.
- Toll concession - Mobility disabled**: A checked checkbox.

Below the form, there is explanatory text: 'Applications must be made in advance of crossing and can take up to 30 days for review. If your application is approved you will be charged the full price of the crossing, which will be added to your account balance. When your application is approved a £5.00 renewal fee is required annually. Please upload the relevant documents.'

8. Upload your documents



The screenshot shows the 'Upload your documents' section of the application form. It includes the following elements:

- VEHICLE COLOUR**: A dropdown menu with the selected option 'Black'.
- START DATE**: A date field with the value '26-01-2026'.
- Temporary/Hire vehicle**: An unchecked checkbox.
- Toll concession - Mobility disabled**: A checked checkbox.

Below the form, there is explanatory text: 'Applications must be made in advance of crossing and can take up to 30 days for review. If your application is approved you will be charged the full price of the crossing, which will be added to your account balance. When your application is approved a £10.00 registration fee will be deducted from your account and a £5.00 renewal fee is required annually.'

Please upload the relevant documents:

- Through mobility:** Copy of your contact hire agreement (all 3 pages, pre contract not accepted).
- Privately owned:** Copy of your PIP showing you receive the enhanced rate of mobility and V5/Log Book (2nd page) showing the vehicle taxation class as disabled.

Upload your documents

Accepted file types include word documents (.doc and .docx), PDF files(.pdf), and Images (.jpeg, .png).

BROWSE Drag and drop a file here or click to choose a file

Maximum upload file size : 5 MB

17. Once upload, click on SAVE



18. The vehicle will show as Pending Approval

ADD NEW

VEHICLE STATUS
Active

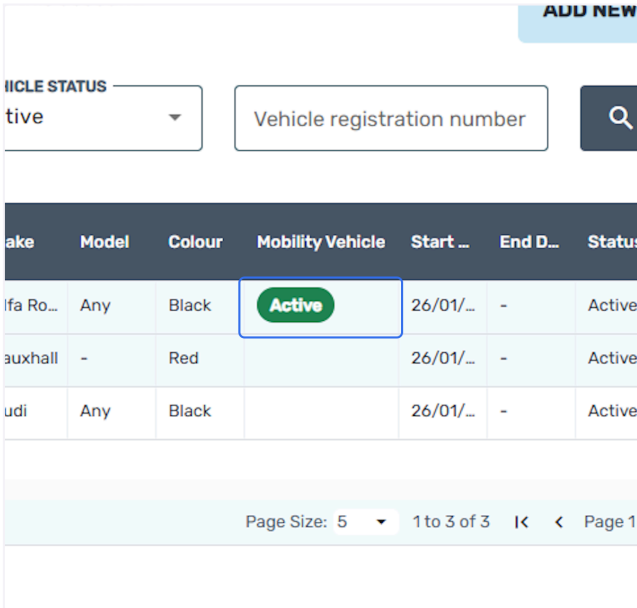
Vehicle registration number

Make	Model	Colour	Mobility Vehicle	Start ...	End D...	Status
Alfa Ro...	Any	Black	Pending Approv	26/01/...	-	Active
auxhall	-	Red		26/01/...	-	Active
udi	Any	Black		26/01/...	-	Active

Page Size: 5 1 to 3 of 3 < < Page 1

Adding a concessions vehicle to your account

19. When the vehicle shows as Active, then you can start crossing using the concession. We will confirm via email once we have processed your application



ADD NEW

VEHICLE STATUS
Active

Vehicle registration number

Make	Model	Colour	Mobility Vehicle	Start ...	End D...	Status
Alfa Ro...	Any	Black	Active	26/01/...	-	Active
Auxhall	-	Red		26/01/...	-	Active
Audi	Any	Black		26/01/...	-	Active

Page Size: 5 1 to 3 of 3 K < Page 1