

Reactivating a vehicle on your Humber Bridge Toll Account



1. Click on Account details

The screenshot shows the Humber Bridge account overview page. The left-hand navigation menu is highlighted, with 'Account details' selected. The main content area displays account information:

ACCOUNT NUMBER	NAME
PA10077077	Mr Huml

ACCOUNT STATUS	ACCOUN
Active	12/08/2

LOW BALANCE THRESHOLD	TOP-UP
£10.00	£10.00

2. Click on Your vehicles

The screenshot shows the Humber Bridge account overview page. The left-hand navigation menu is highlighted, with 'Your vehicles' selected. The main content area displays account information:

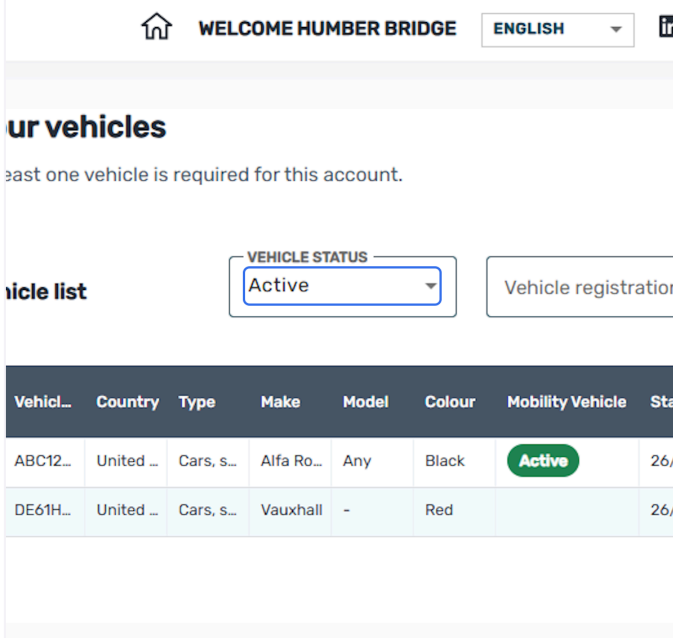
ACCOUNT NUMBER	NAME
PA10077077	Mr Huml

ACCOUNT STATUS	ACCOUN
Active	12/08/2

LOW BALANCE THRESHOLD	TOP-UP
£10.00	£10.00

Reactivating a vehicle on your Humber Bridge Toll Account

3. Click on VEHICLE STATUS



WELCOME HUMBER BRIDGE ENGLISH

Your vehicles

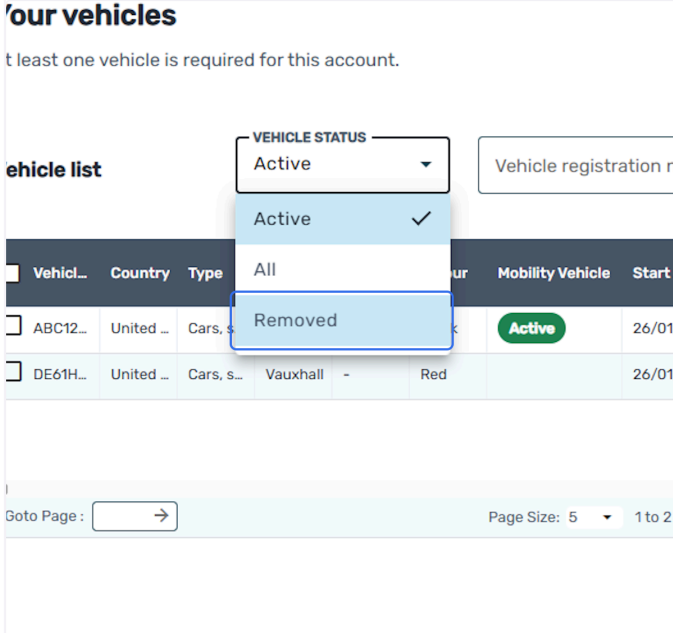
At least one vehicle is required for this account.

Vehicle list

VEHICLE STATUS: Active

Vehicle...	Country	Type	Make	Model	Colour	Mobility Vehicle	Sta
ABC12...	United ...	Cars, s...	Alfa Ro...	Any	Black	Active	26/1
DE61H...	United ...	Cars, s...	Vauxhall	-	Red		26/1

4. Click on Removed



Your vehicles

At least one vehicle is required for this account.

Vehicle list

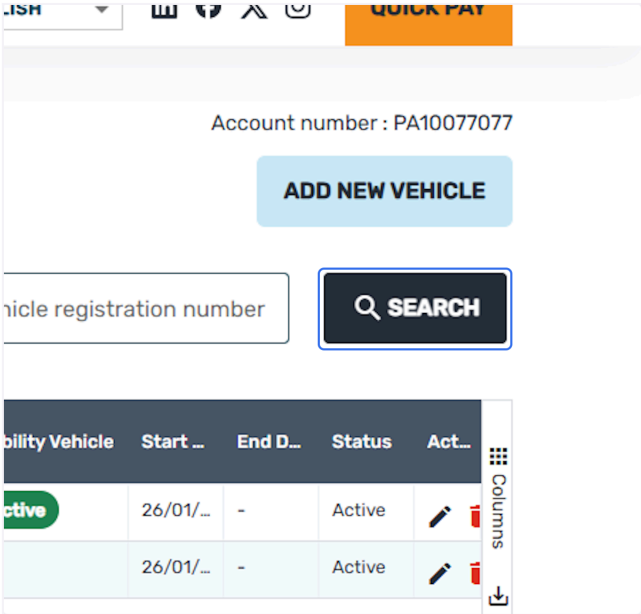
VEHICLE STATUS: Active

Vehicle...	Country	Type	Make	Model	Colour	Mobility Vehicle	Start...
ABC12...	United ...	Cars, s...	Alfa Ro...	Any	Black	Active	26/01/...
DE61H...	United ...	Cars, s...	Vauxhall	-	Red		26/01/...

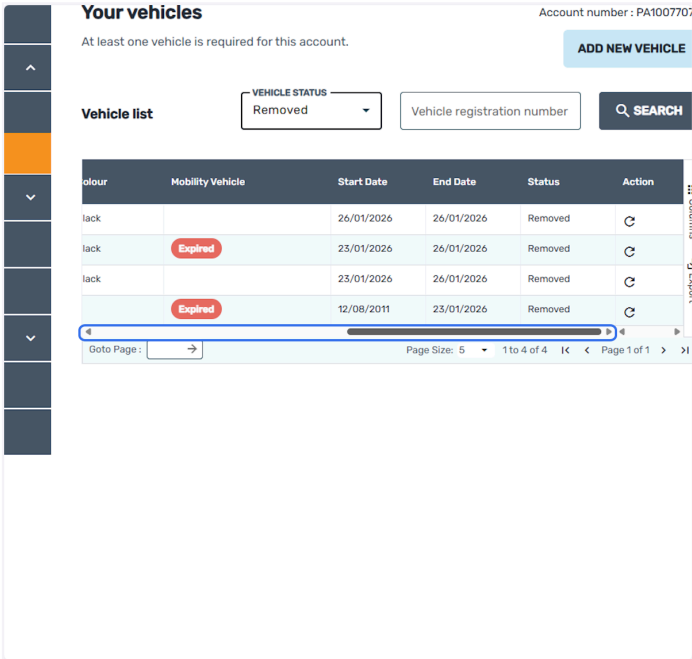
Goto Page: [] Page Size: 5 1 to 2

Reactivating a vehicle on your Humber Bridge Toll Account

5. Click on Search

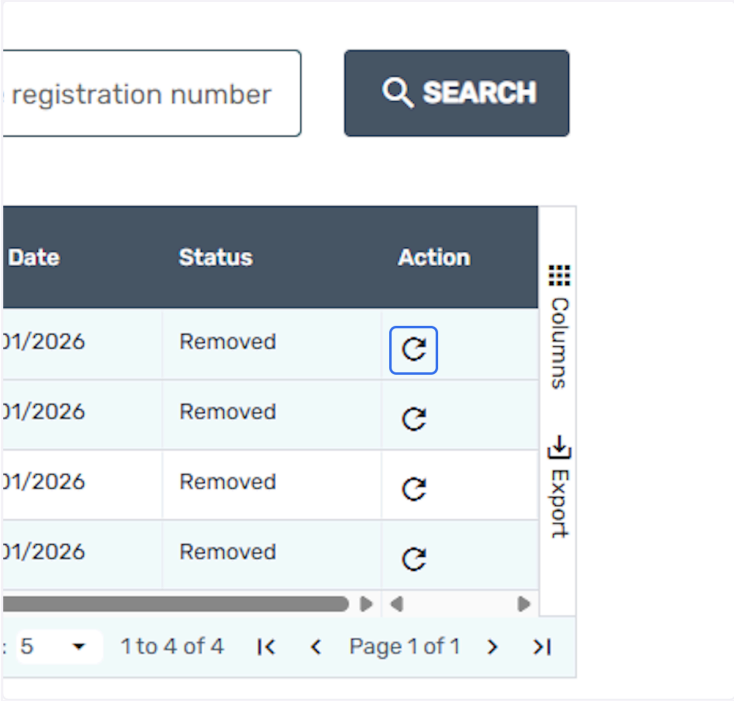


6. Use the scroll to the right to move to the Action column



Reactivating a vehicle on your Humber Bridge Toll Account

7. Click on refresh in the Action column next to the vehicle you want to reactivate



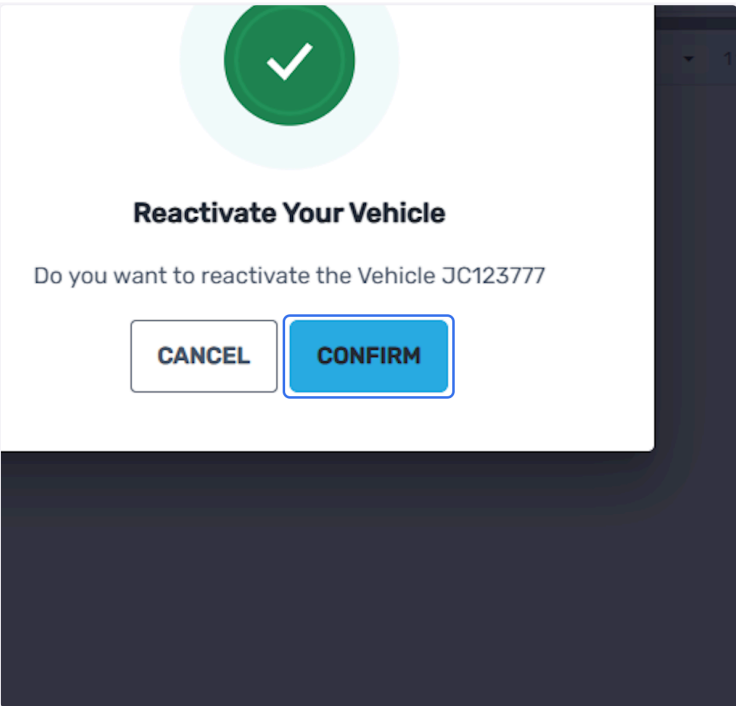
registration number

Date	Status	Action
01/2026	Removed	<input type="button" value="Refresh"/>
01/2026	Removed	<input type="button" value="Refresh"/>
01/2026	Removed	<input type="button" value="Refresh"/>
01/2026	Removed	<input type="button" value="Refresh"/>

Columns Export

5 1 to 4 of 4 Page 1 of 1

8. Click on CONFIRM

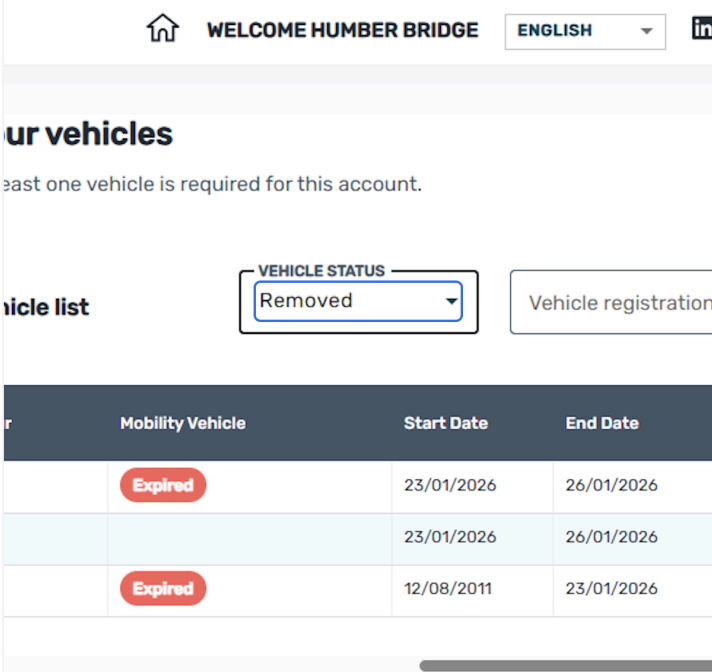


Reactivate Your Vehicle

Do you want to reactivate the Vehicle JC123777

Reactivating a vehicle on your Humber Bridge Toll Account

9. Click on VEHICLE STATUS



WELCOME HUMBER BRIDGE ENGLISH

Your vehicles

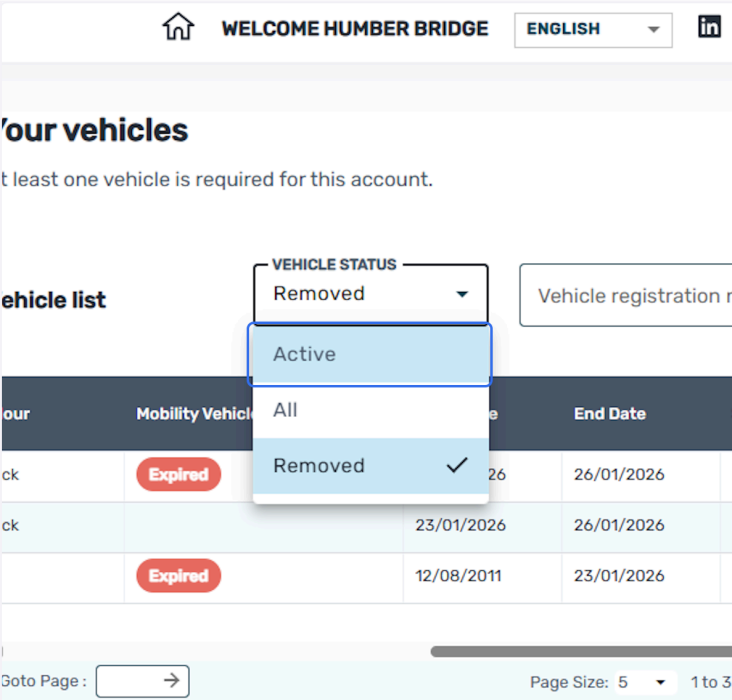
At least one vehicle is required for this account.

Vehicle list

VEHICLE STATUS: Removed

Mobility Vehicle	Start Date	End Date
Expired	23/01/2026	26/01/2026
	23/01/2026	26/01/2026
Expired	12/08/2011	23/01/2026

10. Click on Active



WELCOME HUMBER BRIDGE ENGLISH

Your vehicles

At least one vehicle is required for this account.

Vehicle list

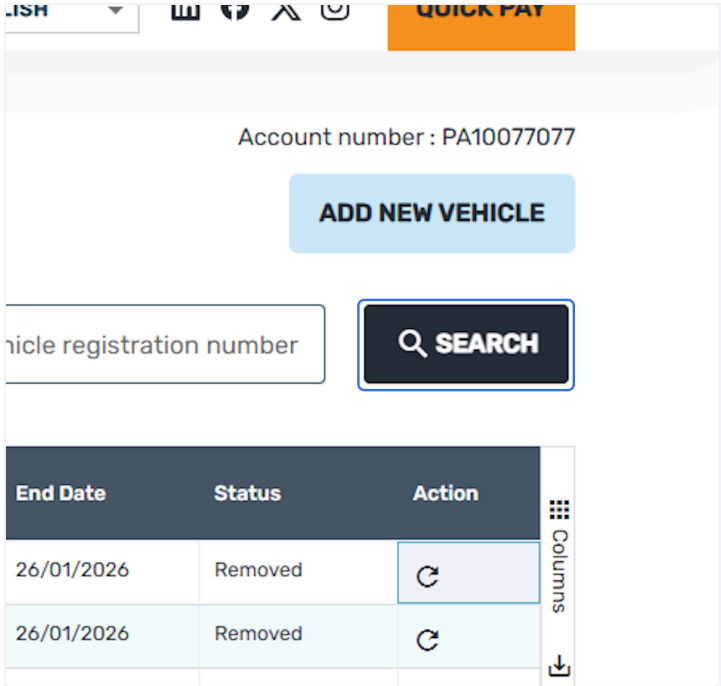
VEHICLE STATUS: Active

Mobility Vehicle	Start Date	End Date
Expired	26	26/01/2026
	23/01/2026	26/01/2026
Expired	12/08/2011	23/01/2026

Goto Page: → Page Size: 5 1 to 3

Reactivating a vehicle on your Humber Bridge Toll Account

11. Click on Search



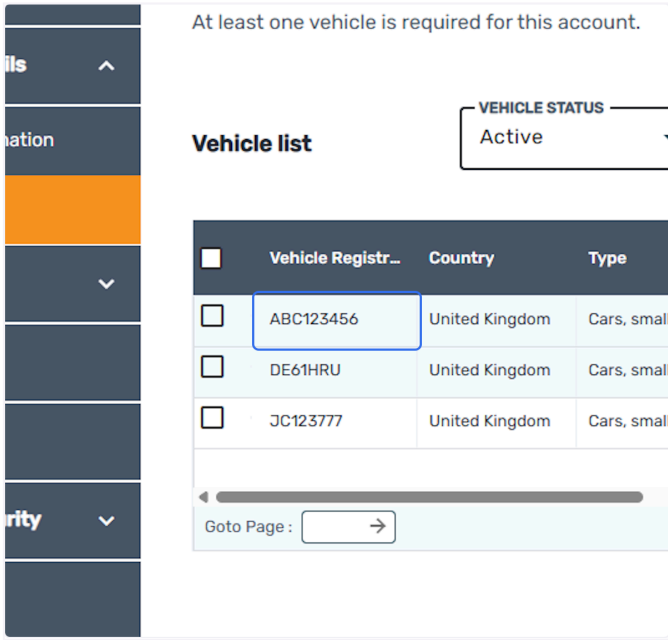
Account number : PA10077077

ADD NEW VEHICLE

Vehicle registration number **SEARCH**

End Date	Status	Action
26/01/2026	Removed	
26/01/2026	Removed	

12. The vehicle now shows in the Active vehicle registration column



At least one vehicle is required for this account.

Vehicle list VEHICLE STATUS: Active

<input type="checkbox"/>	Vehicle Registr...	Country	Type
<input type="checkbox"/>	ABC123456	United Kingdom	Cars, small
<input type="checkbox"/>	DE61HRU	United Kingdom	Cars, small
<input type="checkbox"/>	JC123777	United Kingdom	Cars, small

Goto Page :