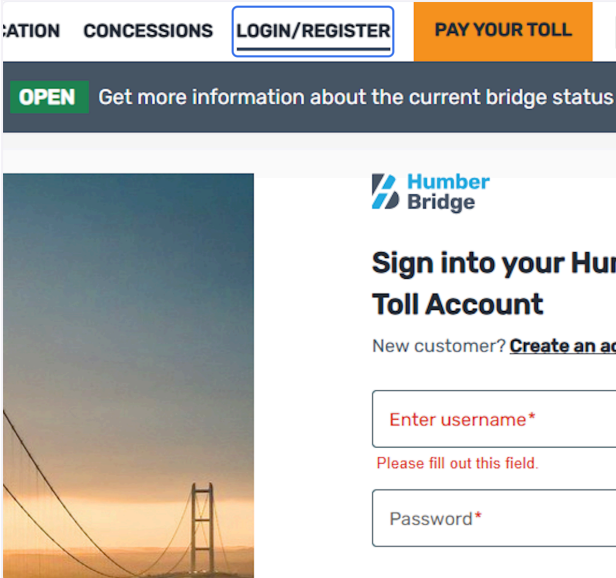


Removing a vehicle from a Humber Bridge Toll Account

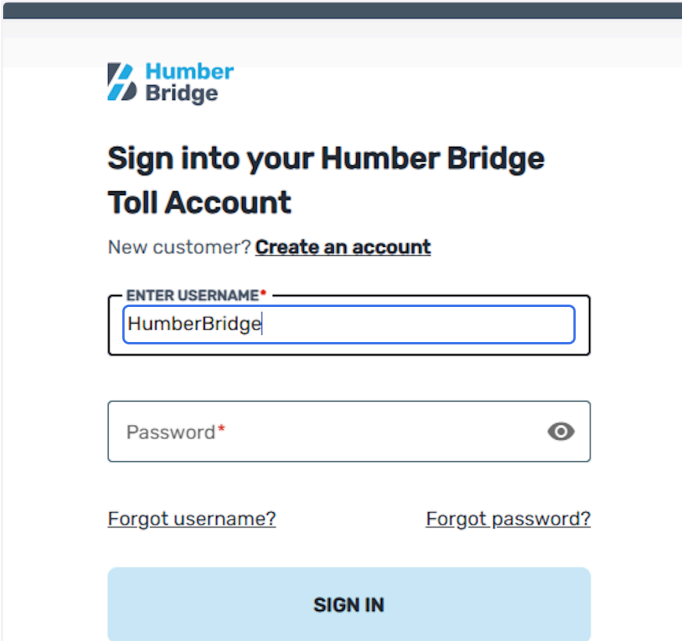
[Humber Bridge Toll Website - Sign In](#)

1. Click on LOGIN/REGISTER



The screenshot shows the top navigation bar of the Humber Bridge website. It includes links for 'INFORMATION', 'CONCESSIONS', 'LOGIN/REGISTER', and 'PAY YOUR TOLL'. Below the navigation bar is a dark banner with a green 'OPEN' button and the text 'Get more information about the current bridge status'. The main content area features the Humber Bridge logo, a sign-in form titled 'Sign into your Humber Bridge Toll Account', and a link for 'New customer? Create an account'. The sign-in form has two input fields: 'Enter username*' and 'Password*'. The 'Enter username*' field has a red error message below it: 'Please fill out this field.' The 'Password*' field is empty.

2. Type in your Username



The screenshot shows the Humber Bridge sign-in form. The Humber Bridge logo is at the top left. The title is 'Sign into your Humber Bridge Toll Account'. Below the title is a link for 'New customer? Create an account'. The 'ENTER USERNAME*' field is filled with 'HumberBridge'. The 'Password*' field is empty and has an eye icon to its right. Below the password field are two links: 'Forgot username?' and 'Forgot password?'. At the bottom is a blue 'SIGN IN' button.

Removing a vehicle from a Humber Bridge Toll Account

3. Type in your password

Sign into your Humber Bridge Toll Account

New customer? [Create an account](#)

ENTER USERNAME*
HumberBridge

PASSWORD*
.....

[Forgot username?](#) [Forgot password?](#)

SIGN IN

Previous HumberTag account customers
In order to create new log in details and access your

4. Click on SIGN IN

ENTER USERNAME*
HumberBridge

PASSWORD*
.....

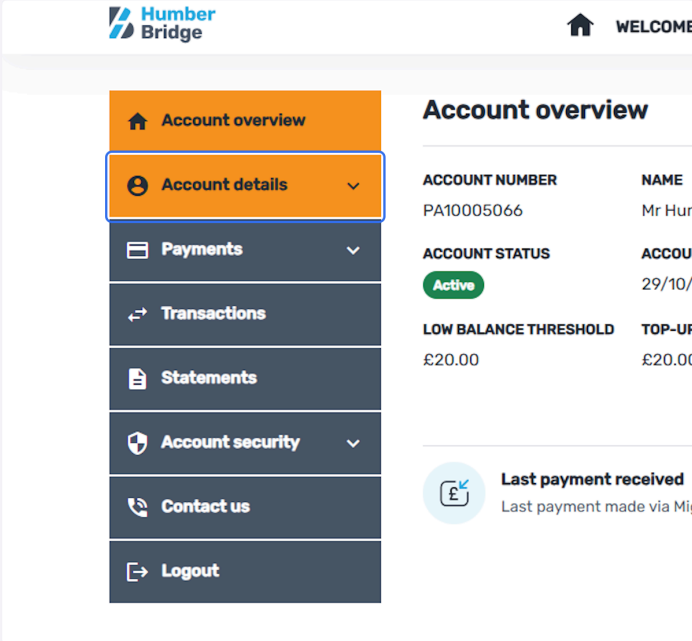
[Forgot username?](#) [Forgot password?](#)

SIGN IN

Previous HumberTag account customers
In order to create new log in details and access your new Humber Bridge Toll Account you first need to register for online access.
Please click on the link below
[Register for online access](#)
If you require assistance please click on the link below:

Removing a vehicle from a Humber Bridge Toll Account

5. Click on Account details



The screenshot shows the Humber Bridge account overview page. The left-hand navigation menu is expanded, and the 'Account details' option is highlighted with a blue border. The main content area displays account information:

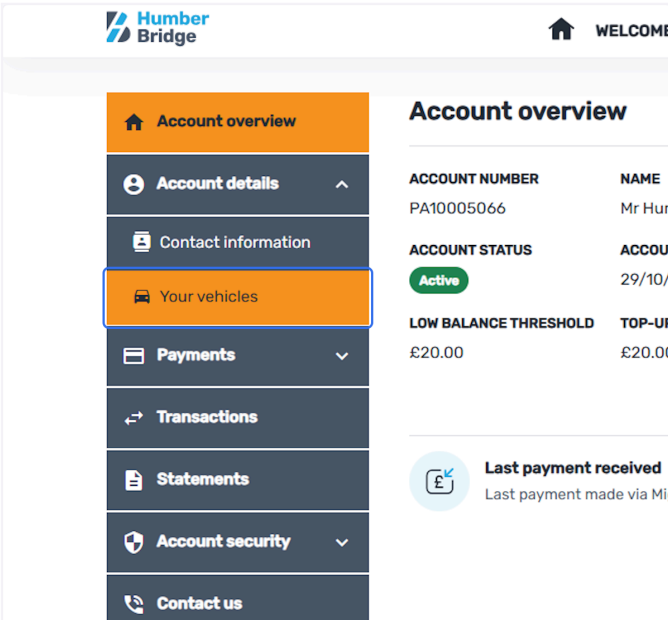
ACCOUNT NUMBER	NAME
PA10005066	Mr Hun

ACCOUNT STATUS	ACCOU
Active	29/10/

LOW BALANCE THRESHOLD	TOP-UP
£20.00	£20.00

Below the table, there is a section titled 'Last payment received' with a sub-header 'Last payment made via Miq'.

6. Click on Your vehicles



The screenshot shows the Humber Bridge account overview page. The left-hand navigation menu is expanded, and the 'Your vehicles' option is highlighted with a blue border. The main content area displays account information:

ACCOUNT NUMBER	NAME
PA10005066	Mr Hun

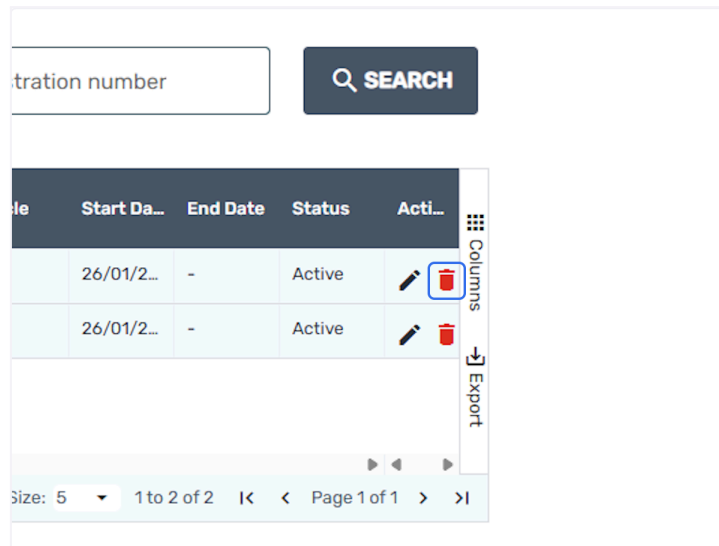
ACCOUNT STATUS	ACCOU
Active	29/10/

LOW BALANCE THRESHOLD	TOP-UP
£20.00	£20.00

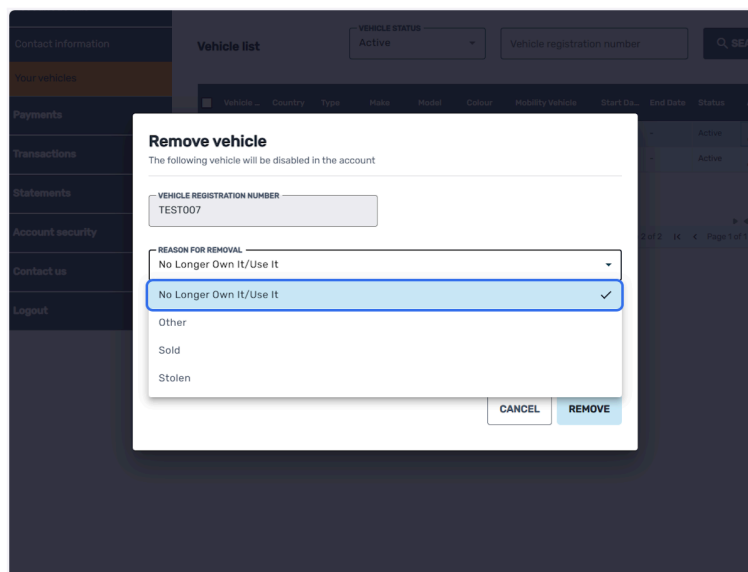
Below the table, there is a section titled 'Last payment received' with a sub-header 'Last payment made via Miq'.

Removing a vehicle from a Humber Bridge Toll Account

7. Click on the red delete dustbin to the right of the vehicle you wish to remove

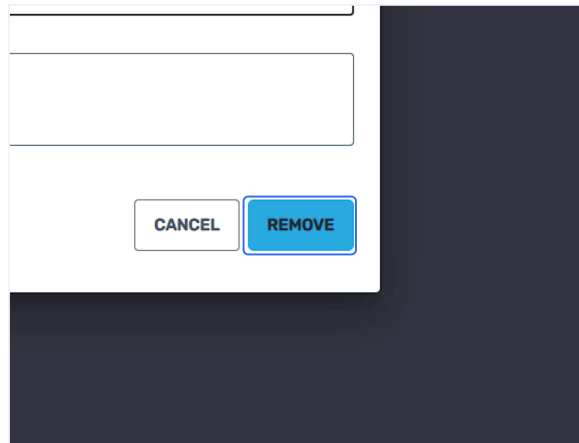


8. Select a reason for the removal from the drop down menu

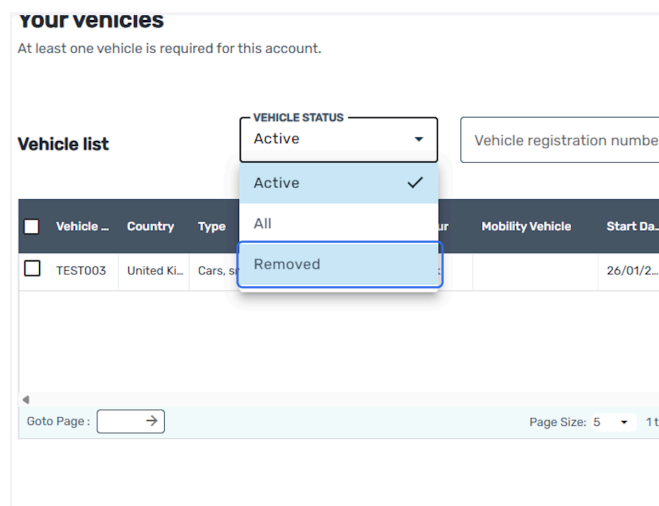


Removing a vehicle from a Humber Bridge Toll Account

9. Click on REMOVE

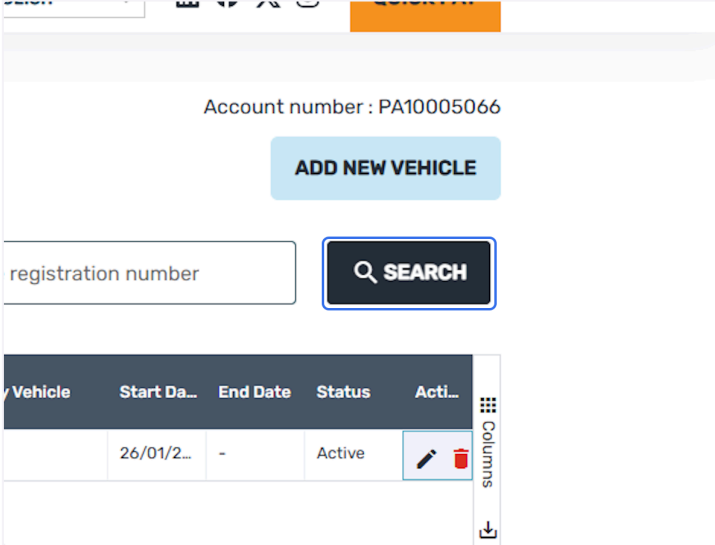


10. If you want to check which vehicles have been removed click on the Vehicle Status Drop Down and select Removed



Removing a vehicle from a Humber Bridge Toll Account

11. Click on Search





Account number : PA10005066

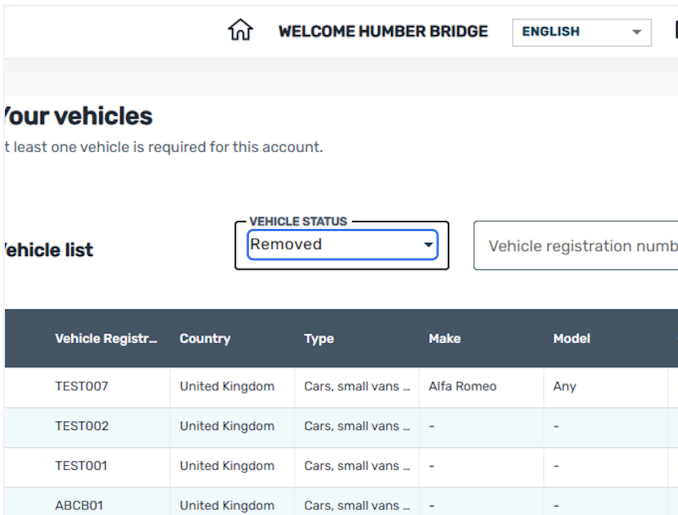
ADD NEW VEHICLE

registration number

SEARCH

Vehicle	Start Da...	End Date	Status	Acti...
	26/01/2...	-	Active	 

12. Click on VEHICLE STATUS



WELCOME HUMBER BRIDGE ENGLISH

four vehicles
at least one vehicle is required for this account.

Vehicle list

VEHICLE STATUS: **Removed**

Vehicle Registr...	Country	Type	Make	Model
TEST007	United Kingdom	Cars, small vans ...	Alfa Romeo	Any
TEST002	United Kingdom	Cars, small vans ...	-	-
TEST001	United Kingdom	Cars, small vans ...	-	-
ABC001	United Kingdom	Cars, small vans ...	-	-

This will show a list of the removed vehicles.